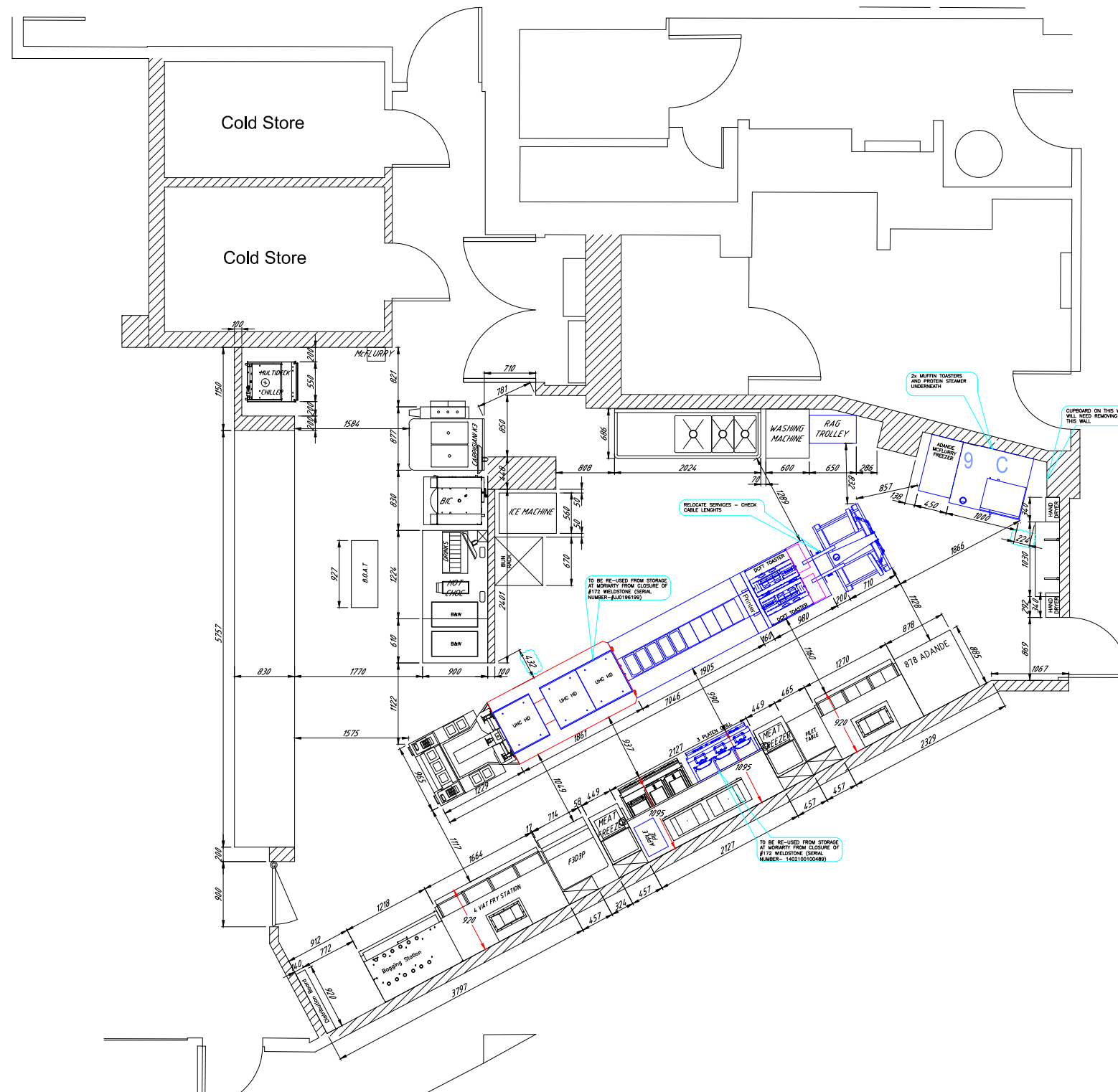


LEGEND

- NEW EQUIPMENT
- EXISTING EQUIPMENT
- RELOCATED EQUIPMENT
- FUTURE/OPTIONAL EQ
- NEW CONSTRUCTION
- COMMENTS



IMPORTANT NOTICE
 THIS DRAWING IS BEING UPDATED ON A REGULAR BASIS.
 PLEASE INSURE YOU HAVE THE MOST UP TO DATE
 REVISION BY CONFIRMING WITH H&K
IF IN DOUBT ASK

REV	DESCRIPTION	DATE
A	INITIAL ISSUE	26APR17



DISCLAIMER:
 THIS DRAWING HAS BEEN PREPARED BASED ON A FLOOR PLAN PROVIDED BY A THIRD PARTY. H&K IS PROVIDED INFORMATION FROM THIRD PARTY SUPPLIERS IN GOODWILL AND ARE NOT RESPONSIBLE FOR THE ACCURACY OF OR CHANGES MADE TO THE PRODUCT OR PRODUCT SPECIFICATION. THE ACCURACY OF THIS FLOOR PLAN SHOULD BE CLARIFIED THROUGH SITE VERIFICATION BY THE CLIENT AND/OR COMPANIES ACTING ON BEHALF OF THE CLIENT. H&K DOES NOT ACCEPT ANY RESPONSIBILITY FOR THE ACCURACY OF THE FLOOR PLAN. H&K MANUFACTURED ITEMS ARE SUBJECT TO CHANGE WITHOUT NOTICE.



TITLE / JOB LOCATION:
*PROPOSED K1 LA YOUT,
 HARROW III LEISURE CENTRE
 UK675
 IN-STORE*

No: *DIN-28292*
 DATE: *26APR17*
 DRAWN: *R.NAVARRO*
 CHECKED: *R.CALVILLO*
 SCALE: *1:75 (A3)*

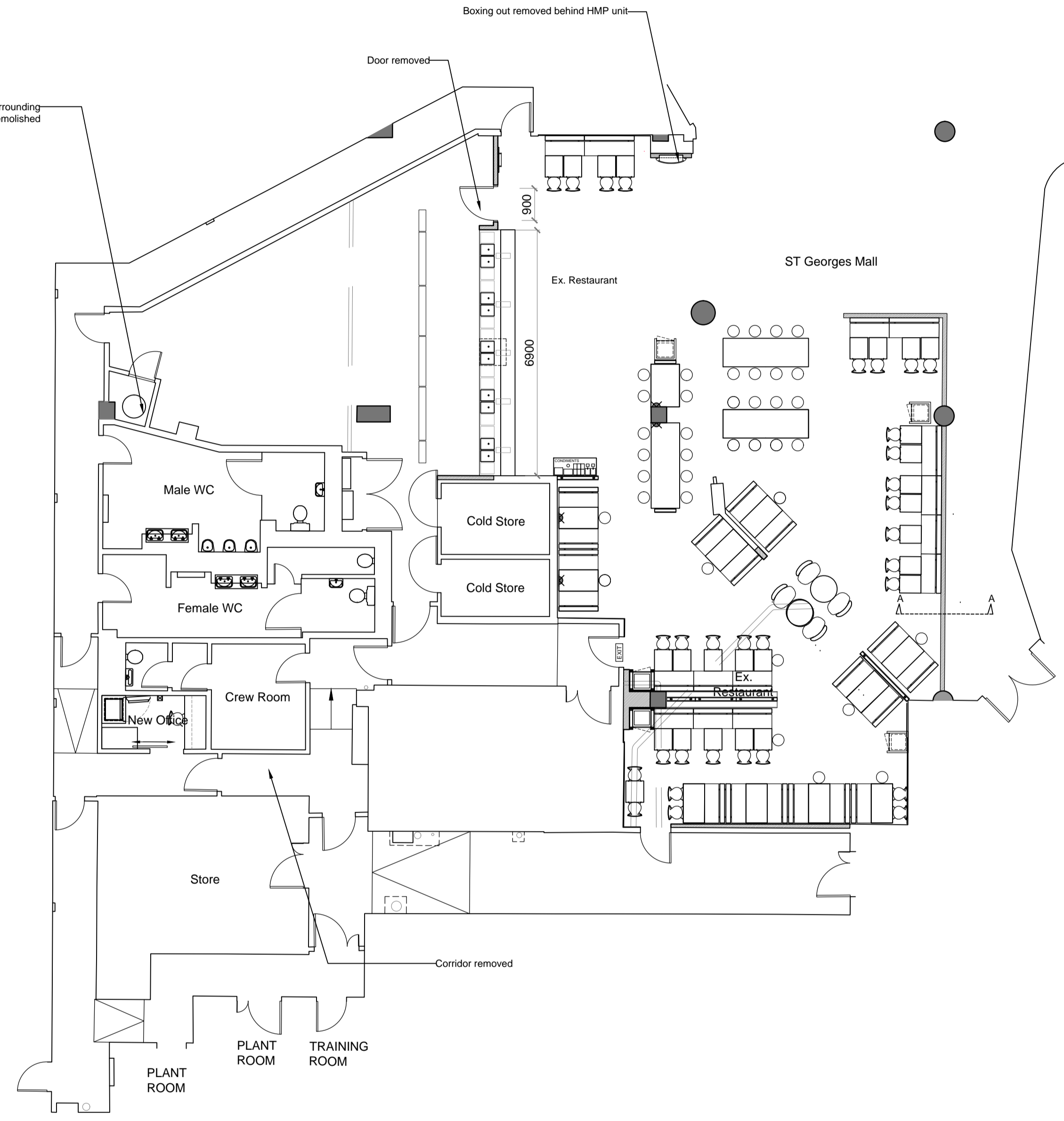
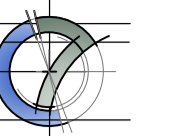
Services Legend	9 Breakfast Trolley
STATION PART NUMBER	60754-003
MAX Kw	22.17KW @400V
NOTES	TBC
COMMENTS	n/a
MAINS PLUG AMPS	32A 5PIN 400V
SCHEMATIC No.	60754-003
H&K PART NUMBER PLUG	E10023
PLUG M/KES REF No.	No.4
H&K PART NUMBER CONNECTOR	E09070
CONNECTOR REF M/KES	No.6

Appliance Legend
PART NUMBER
ELECTRICAL
NOTE
COMMENT

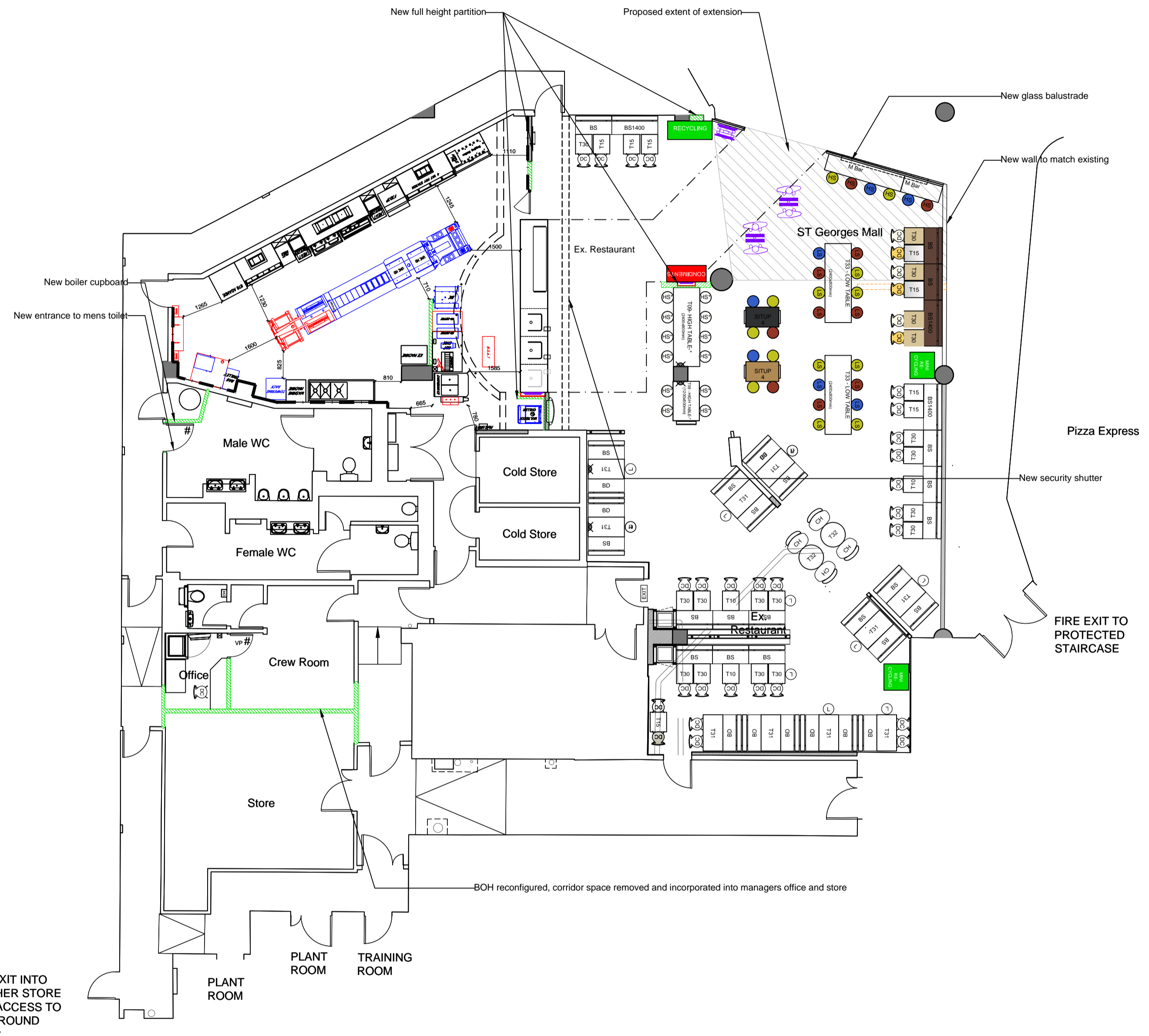
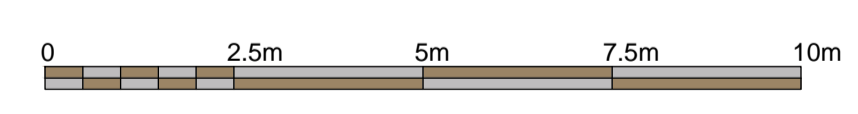
MECHANICAL
A WATER
B DRAIN
C FILTERED WATER
D AIR LINE

IT/ KVS SOCKETS		
IT1	OAT TABLE 10 X DOUBLE SOCKETS IN CEILING VOID	PREP
IT2	KITCHEN PRINTERS 2 X DOUBLE SOCKETS IN CEILING VOID	
IT3	REAR MFY CHASE 2 X DOUBLE SOCKETS IN CEILING VOID	
IT4	FRY STATION (E-PRODUCTION) 1 X DOUBLE SOCKET IN CEILING VOID	FUTURE
IT5	GRILL STATION (E-PRODUCTION) 1 X DOUBLE SOCKET IN CEILING VOID	
IT6	FILET STATION (E-PRODUCTION) 1 X DOUBLE SOCKET IN CEILING VOID	BEVERAGE CELL
IT7	HOT DRINKS 1 X DOUBLE SOCKET IN CEILING VOID	
IT8	SHAKES, BLENDED ICE & DESSERTS 1 X DOUBLE SOCKET IN CEILING VOID	
IT9	ADDITIONAL SCREEN 1 X DOUBLE SOCKET IN CEILING VOID	

IT/ KVS SOCKETS		
IT10	DT MONITOR AND PRINTER ON POLE 1 X DOUBLE SOCKET IN CEILING VOID	PRESENTER BOOTH
IT11	COLD BOTTLED DT MONITOR 1 X DOUBLE SOCKET IN CEILING VOID	
IT12	SIDE BY SIDE TILL 1 X 13A FUSED SPUR 1 X SINGLE SOCKET IN CEILING VOID	UNIT MENU BOARDS
IT13	MENU BOARD (TRANSLITES) 5 X DOUBLE SOCKETS IN CEILING VOID SPACED ACROSS BOARD LENGTH	
IT14	McCAFE WALL 1 X DOUBLE SOCKET IN CEILING VOID	
IT15	THIRD INITIATION POINT (WHEN INSTALLED) 2 X DOUBLE SOCKETS IN CEILING VOID	



Existing Internal Layout
Scale 1:100



Proposed Internal Layout
Scale 1:100

Colour referencing (McD's European standard)	
	Relocated item(s)
	Item(s) retained in existing location
	New construction
	New item(s)
	Optional/future item(s)

LIM EXTREME PI ONLY -
FRANCHISED

REV	DATE	DRAWING REVISIONS	BY	DESCRIBED
A	07-07-15	First Issue Option 1	JB	PF

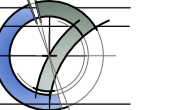
This drawing has been reviewed and signed off by McDonald's Restaurants Ltd any errors, changes or discrepancies should be reported to the McDonald's project manager and designers prior to commencing work on site
Name (PM): _____ Date: _____
Signature: _____

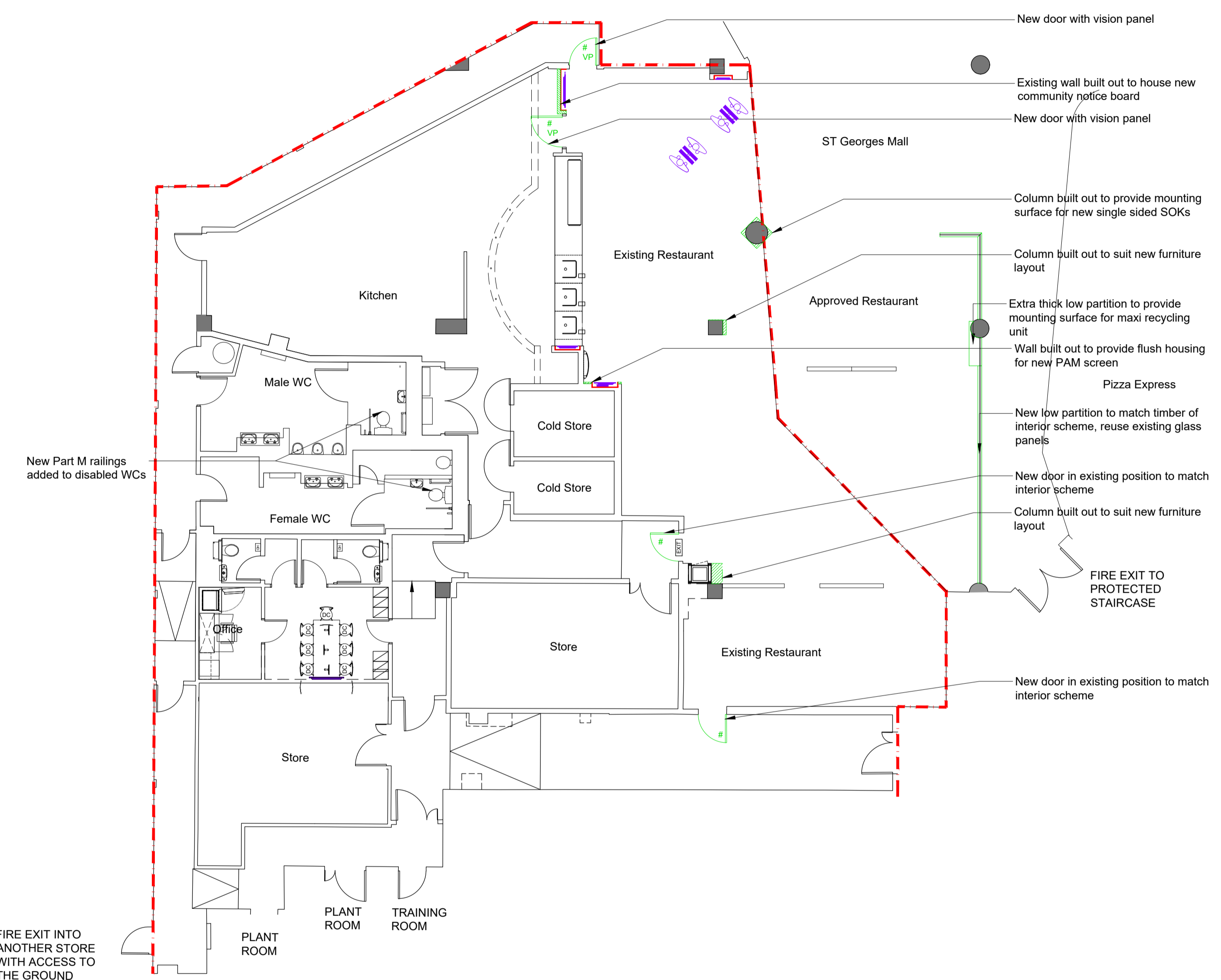
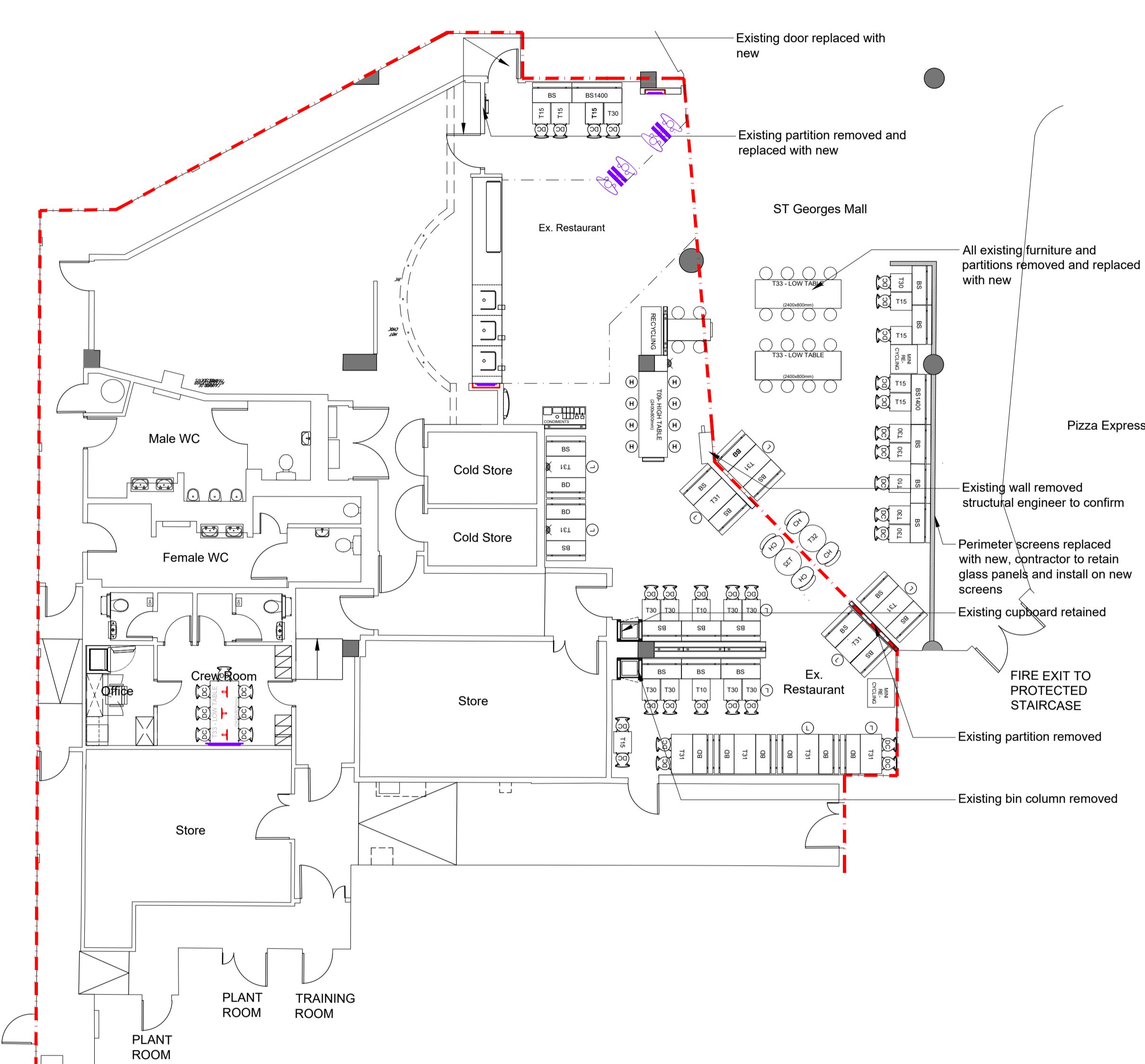
PROPOSED DEVELOPMENT AT
Harrow,
St Georges Centre

ON BEHALF OF
McDonald's Restaurants Ltd

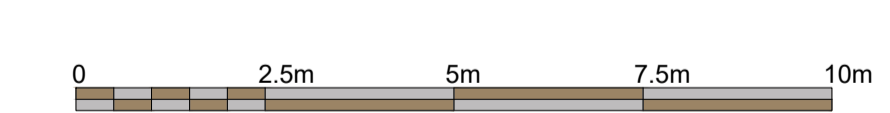
DRAWING TITLE:
SKETCH Existing & Proposed Internal Layouts

DRAWN BY	CHECKED BY	DRAWING NO.	REV. NO.
JB	PF	0912-0675-SK11	A





Existing Internal Layout
Scale 1:100



Colour referencing (McD's European standard)	
	Relocated item(s)
	Item(s) retained in existing location
	New construction
	New item(s)
	Optional/future item(s)

Proposed Internal Layout
Scale 1:100

REV.	DATE	DRAWING REVISIONS	BY	CHECKED
E	03-04-20	Store Renovation to Geometry Decor	JB	PF
D	24-03-15	Revised following landlord's comments	JB	PF
C	09-03-15	Revised following stage 2 meeting	JB	PF
B	14-02-15	Revised to co-ordinate	JB	PF
A	07-07-15	First Issue	JB	PF

This drawing has been reviewed and signed off by McDonald's Restaurants Ltd any errors, changes or discrepancies should be reported to the McDonald's project manager and designers prior to commencing work on site
Name (PM): _____ Date: _____

Signature: _____
GENERAL NOTES:
All works are to be undertaken in accordance with the Building Regulations and the latest British Standards.
All proprietary materials and products are to be used strictly in accordance with the manufacturers recommendations.
All dimensions to be checked on site prior to construction.

PROPOSED DEVELOPMENT AT
**Harrow,
St Georges Centre** STORE No: **0675**

ON BEHALF OF -
McDonald's Restaurants Ltd

DRAWING TITLE:
Existing & Proposed Internal Layouts

DRAWN BY	CHECKED BY	DRAWING No.	REV No.
JB	PF	0912-0675-06	E
SCALE: 1:100@A1	DATE: 07-07-15		

