



## **Harrow Infrastructure Funding Statement 2019/20 December 2020**

## **Table of Contents**

1. Introduction
2. Community Infrastructure Levy
3. Section 106
4. Planned Infrastructure Spending
5. Conclusion

Appendix 1. Data Annexe

# 1. Introduction

- 1.1 Local Planning Authorities are required to publish an Infrastructure Funding Statement under the Community Infrastructure Levy (Amendment) (England) (No. 2) Regulations 2019 ('2019 CIL Regulations'). Infrastructure Funding Statements report the Council's income and expenditure from Section 106 agreements and the Community Infrastructure Levy ('CIL') and replace the Income and Expenditure Statements previously published by the Council which reported on CIL income and expenditure only.
- 1.2 This Infrastructure Funding Statement (December 2020) reports on the Council's Section 106 and CIL spending during the financial year 2019/20 ('the reported year') which runs from the 31<sup>st</sup> March 2019 to the 31<sup>st</sup> March 2020. This report is formed by sections on CIL, Section 106 and future infrastructure spending. Annexe A of the document provides a table of figures against the reporting requirements in the 2019 CIL Regulations.

## 2. Community Infrastructure Levy

- 2.1 Harrow Council adopted its Community Infrastructure Levy on 13 September 2013 and have used the levy to deliver a wide range of infrastructure since then. The Community Infrastructure Levy is a flat rate charge levied on new development on a floor area basis in accordance with the Council's Charging Schedule. Harrow Council ringfences 15% of all CIL receipts to be spent within the ward that the development is located (the neighbourhood portion' - NCIL). NCIL receipts from development located within the Harrow and Wealdstone Opportunity Area are spent across the Opportunity Area rather than within each of the four wards (part) that comprise the Opportunity Area, recognising the significant quantum of strategic development in this area and the importance to the rest of the Borough. Harrow Council administer it's CIL system directly and does not transfer any money to other bodies or person to spend on its behalf. Harrow Council does not forward fund CIL nor borrow against future CIL receipts.
- 2.2 Harrow Council also collects CIL payments on behalf of the Mayor of London as part of the Mayor's CIL, which has been used to fund the Crossrail project. The Mayoral CIL levy is not reported in this Infrastructure Funding Statement, and instead is reported by the Mayor of London in the Annual Receipt Update.

### Income

- 2.3 Harrow Council received a total of £2,578,677 under it's CIL levy, including Borough CIL of £2,062,942 and Neighbourhood CIL £386,802 within the reported year. The balance of the receipts (£128,933 / 5%) was retained to meet the costs of administering CIL). Harrow issued demand notices requiring payment of CIL equating to £3,273,857 within the reported year. CIL receipts have therefore shown a decline throughout the last four financial years reflecting development trends during this period, particularly increased affordable housing delivery, which is exempt from CIL.

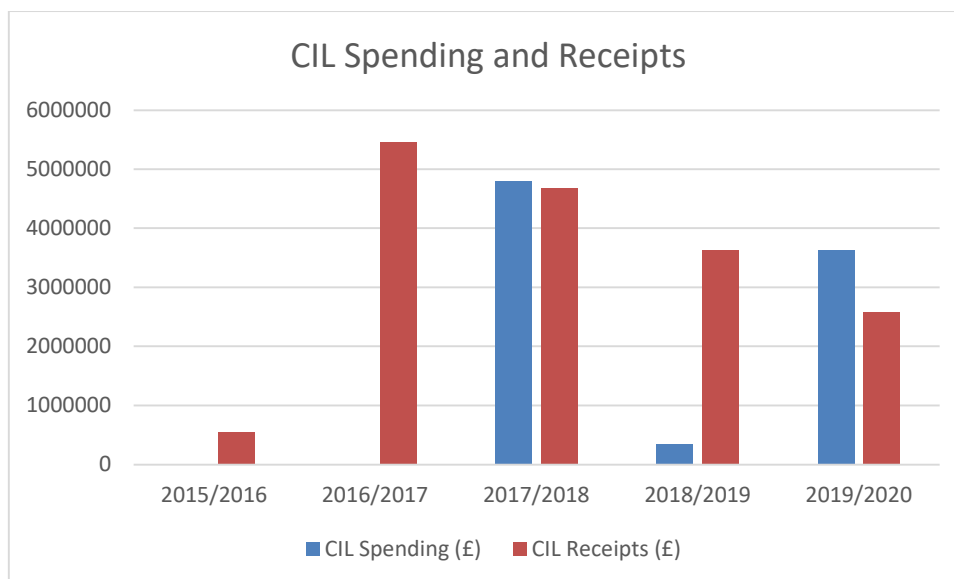


Figure 1-CIL Spending and Receipts

## Spending

- 2.4 Harrow's CIL spending in contrast has increased during the financial year 2019-2020 from 2018-2019, albeit reduced from 2017/2018 which was the first year CIL money was spent. As shown on the chart below the majority of CIL receipts have been spent on cultural projects including the fit out of the new Town Centre Library and improvements to Harrow Arts Centre, with smaller sums of money spent on Flood Protection, Open Space and Public Realm projects.

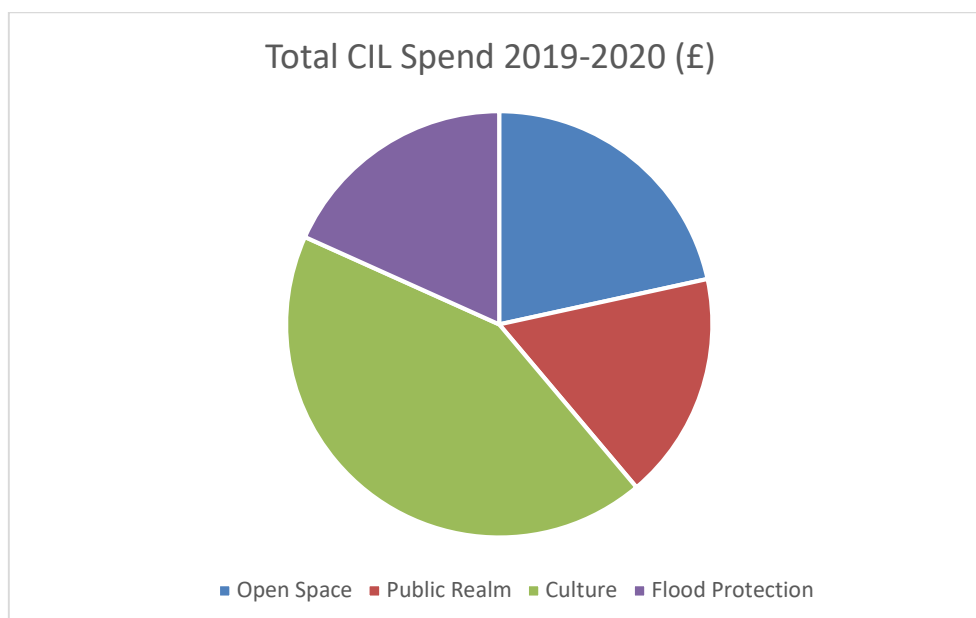


Figure 2-Breakdown of CIL Spending (BCIL/NCIL)

- 2.5 The tables below provide a more detailed breakdown of the Borough CIL and Neighbourhood CIL spending on individual projects.

## Borough CIL

Project	Infrastructure Type	Total Spend (£)
Headstone Manor (Parks for People)	Open Space	233,081
Lyon Road Good Growth Fund	Public Realm	32,177
Park Infrastructure (Playground Replacement) borough-wide	Open Space	553,320
Good Growth Fund Round 2 Harrow Arts Centre modular buildings	Culture	71,737
Highway Drainage borough-wide	Flood Protection	199,999
Green Grid – borough-wide	Open Space	39,761
New Town Centre Library fitout (Harrow)	Culture	1,569,662
Flood Defence borough-wide	Flood Protection	300,000
Highway Drainage Project 2 – borough-wide	Flood Protection	199,999

## Neighbourhood CIL

Project	Infrastructure Type	Total Spend (£)
Roxeth Festive Lighting	Public Realm	13,305
Stanmore Ward Safety and Infrastructure Improvements:	Public Realm	8,627
Roxbourne - Infrastructure and streetscene improvements around the Kings Road / Eastcote Lane junction	Public Realm	140,072
Canons Ward Various Infrastructure Improvements:	Public Realm	211,424
Wealdstone Square Improvements	Public Realm	147,507
Stanmore ward Safety and Infrastructure Programme	Public Realm	108,316
Wealdstone - Infrastructure, and streetscene improvements in the in the vicinity of Wealdstone Town Centre	Public Realm	176



Figure 3 Headstone Recreation Ground

- 2.6 The table below shows CIL funding which has been allocated during the current financial year but has not yet been spent.


Project	Infrastructure Type	Remaining Money Allocated (£)
Parks Infrastructure (Playground replacement) (2019/2020)	Open Space	122,542
Parks Infrastructure (Playground replacement) (2020/2021)	Open Space	250,000
Good Growth Fund Round 2 – Harrow Arts Centre modular buildings	Culture	1,078,263
Weald Village playground equipment	Open Space	17,871
Sudbury Hill step-free access	Transport	50,000
Flood Defence (2018/2019)	Flood Defence	300,000
Highway Drainage (2020/2021)	Flood Defence	200,000
Green Grid (2018/2019)	Open Space and Green Infrastructure	35,239
New Town Centre Library Fit Out	Culture	520,338
Refurbishment of 3 libraries (Pinner, Roxeth and Wealdstone) (2019/2020)	Culture	150,000
Refurbishment of 3 libraries (Pinner, Roxeth and Wealdstone) (2020/2021)	Culture	150,000
Stanmore Ward - Various infrastructure improvements	Public Realm	26,326
Wealdstone - Infrastructure, and streetscene improvements in the vicinity of Wealdstone Town Centre	Public Realm	16,434
Roxbourne - Infrastructure and streetscene improvements around	Public Realm	18,288

Project	Infrastructure Type	Remaining Money Allocated (£)
the Kings Road / Eastcote Lane junction		
Roxeth - Festive Lighting	Public Realm	12,661
High Street Fund 1 (2019/2020)	Public Realm	750,000
High Street Fund 2 (2020/2021)	Public Realm	1,000,000
Green Grid 1 (2020/2021)	Open Space and Green Infrastructure	150,000
Green Grid (2021/2022)	Open Space and Green Infrastructure	150,000
Green Grid 3 (2022/2023)	Open Space and Green Infrastructure	150,000
Flood Defence & Highway Drainage (2021/2022)	Flood Defence	500,000
Flood Defence & Highway Drainage (2022/2023)	Flood Defence	500,000
Headstone Manor (Flood alleviation scheme)	Flood Defence	500,000
Wealdstone Major Transport Infrastructure projects	Transport	2,660,000
Harrow Arts Centre Capital Infrastructure (2020/2021)	Culture	300,000
Harrow Arts Centre - refurbishment & new build (2021/2022)	Culture	599,000
Harrow Arts Centre - refurbishment & new build (2022/2023)	Culture	1,177,000
Greenhill OA - Changing Places toilet	Open Space	35,000
Wealdstone - Murals	Culture	60,000
Stanmore Ward - Safety and infrastructure improvement	Public Realm	23,804

### CIL in-kind Projects

- 2.7 Sections 73 and 74 of the Community Infrastructure Regulations 2010 (as amended) allow Councils to receive CIL payments in-kind. As noted in previous Income and Expenditure Reports, Harrow Council agreed an in-kind CIL payment for a 999-year lease to deliver a new premise for a new town centre library within 51 College Road development, the in-kind payment being worth £3,293,518. The library, pictured below, was handed over to the Council at the end of July 2020 and is due to be opened to the public late 2020 / early 2021.





*Figure 4 New Town Centre Library*

### **Administrative Costs**

- 2.8 A total of £128,934 was spent administering the CIL collection and spending system in accordance with national legislation, equating to 5% of all CIL receipts. This was spent on a variety of items, primarily staffing costs, but also administrative costs to collect, monitor and report the CIL system.

### 3. Section 106

- 3.1 Section 106 agreements are legal agreements attached to planning permissions that secure monetary and non-monetary contributions that mitigate against the impact of development on the Borough and deliver public benefits such as affordable housing.
- 3.2 Since the adoption of the Council's CIL, Harrow Council has used Section 106 to delivery site specific infrastructure including affordable housing, open space and highway improvements, whereas previously Section 106 agreements included monetary contributions used to deliver infrastructure more widely. The spending of section 106 monetary contributions is defined through the legal agreement entered into between the applicant and Council. As a result, Section 106 spending is not allocated in the same way as CIL spending, but instead is released by the Planning department to spending departments when a business case is received that proposes expenditure in line with the Section 106 agreement. The total value of Section 106 monies received has decreased over the years due to adoption of CIL.
- 3.3 Harrow Council received a monetary contribution equating to £1,450,152.42 during the reported year and entered into agreements providing monetary contributions totalling £435,828. Total section 106 spending during the reported year equated to £397,158.85, broken down in the table below.

Project	Infrastructure Type	Total Spend (£)
College Road Highway Works	Transport	50,272.78
Pinner Road Loading Bay	Transport	10,032.15
Kenton Lane Farm Park Improvements	Open Space	22,335.00
Banister Sports Centre	Leisure	77,014.39
Harrow Weald Pavilion	Leisure	89,950.00
Lyon Road Good Growth Fund - 'Greenhill Place'	Public Realm	31,686.84
Economic Development Projects – Excite (Employment and Training)	Economic Development	46,039.82
Construction Apprenticeship Scheme	Economic Development	13,175.77
Belmont F.C	Leisure Services	24,582.38
Bentley Priory	Open Space	15,044.00
Wood Farm	Open Space	17,385.72

- 3.4 Section 106 funds equating to £1,571,566.89 were also allocated but not spent during the reported year, as set out in the table below.

<b>Project</b>	<b>Infrastructure Type</b>	<b>Sum Allocated but not Spent (£)</b>
Headstone Manor Parks for People	Open Space	401,757
Bannister Sports Centre	Leisure	538,283.61
Harrow Weald Pavilion	Leisure	213,258.00
Lyon Road Good Growth Fund - 'Greenhill Place'	Public Realm	418,313.28

### **Affordable Housing and Education**

- 3.5 In accordance with its planning policies, Harrow Council requires developers delivering schemes of 10 or more units to deliver Affordable Housing on site, subject to viability considerations. Harrow Council secured 143 affordable units through section 106 agreements during the report year; these will be constructed by developers and handed over to Housing Associations.

### **Section 278 Agreements**

- 3.6 Section 278 Agreements are legal agreements entered into between Harrow Council and developers that require the developer to pay for, or provide, highway improvements or mitigation in connection with proposed developments. Harrow Council delivered highway improvements through four Section 278 Agreements, as detailed in the table below. A further two Section 278 Agreements were entered into during the report year to deliver further highway improvements and mitigation.

<b>Project</b>	<b>Total Spend (£)</b>
Kodak – Harrow View East Plot C	33,167
William Carey Way	11,590
Jubilee House	17,564
Chichester Ct	28,168

<b>Project</b>	<b>Amount Secured (£)</b>
5 - 11 and 37 - 41 Palmerston Road, 27 - 33 Masons Avenue and land adjacent to 47 Masons Avenue	3,000
The Star Public House	4,000

### Commuted Sums

- 3.7 Commuted Sums are money provided in Section 106 agreements for long term maintenance, generally related to parks or open space provision. Harrow Council have retained commuted sums for four open space projects, as detailed in the table below. Where there has been an increase in money currently retained versus the original contribution, this reflects the accrual of interest since the contribution was made.

Project	Sum Retained at End of F/Y 2019 (£) and Original Contribution (£)
Wood Farm	471,899.14 from original contribution of 540,000
The Vaughn Centre	3,420.04 from original contribution of 3,356.00
Bentley Priory	37,830.05 from original contribution of 150,000
RAF Stanmore	152,050 from original contribution of 300,000

## 4 Future Infrastructure Spending

### Future Spending Priorities

- 4.1 The 2019 CIL regulations require the Council to include a statement of infrastructure projects or type of projects that may be, wholly or partly, funded by CIL ('The Infrastructure List'). The Council's Infrastructure List remains unchanged from the adoption of its CIL charge and is set out in the table below.

Infrastructure Currently considered likely to benefit from the application of CIL funding	
Education facilities	Early years, primary and secondary schools
Health services	GPs. Acute healthcare
Social Care	Supported accommodation
Emergency Services	Policies, Ambulance and Fire Services
Improvements to public open space	Libraries and community halls
Public recreation and leisure facilities	Parks, natural green space, civic space and green corridors and green grids
Cemeteries and burial space	
Strategic transport facilities	Neighbourhood and Youth play space, sports and leisure centres, swimming pools and playing pitches
Strategic flood mitigation	Roads, buses, cycling rail and underground

- 4.2 The Council is currently reviewing its local plan. As part of this process, it will review the Borough's infrastructure needs and consult on an updated Infrastructure Delivery Plan that will form part of the emerging local plan's evidence base. Following the adoption of the new local plan, an updated infrastructure list will also be published to guide future CIL and S106 spending.

### CIL allocation process

- 4.3 The allocation of the Borough Community Infrastructure Levy (BCIL) forms part of the Annual Budget Setting process and is included in the Capital Programme report which is presented to Cabinet every year in December (draft budget) and February (final budget). The allocation of the Borough CIL is informed by the Harrow Local Plan, Infrastructure Delivery Plan, Corporate Priorities and external funding opportunities and has regard to the criteria outlined in the report considered by the Major Developments Panel and Cabinet (these largely reflect the CIL Regulations and Planning Practice Guidance as to the purpose of CIL and how it should be spent).
- 4.4 The Council have identified a number of allocations of CIL funding in future financial years, as part of the Capital Programme. These allocations are however dependent on there being sufficient CIL receipts to cover planned expenditure.

- 4.5 NCIL represents the allocation of 15% of CIL receipts raised in each Ward back to the respective Ward in which it was generated (except where received from within the geographical definition of the Harrow and Wealdstone Opportunity Area). For CIL received within the geographical definition of the Harrow and Wealdstone Opportunity Area, NCIL involves the allocation of 15% of CIL receipts into a combined fund to be spent on projects across the entire area, to reflect that the area contains the greater proportion of strategic development sites within the borough.
- 4.6 The broad allocation of Neighbourhood CIL is agreed as part of the Capital Programme (based on available funds at the time and allocated as noted above), and included in the Capital Programme report which is presented to Cabinet every year in December (draft budget) and February (final budget). Once the broad allocation of NCIL is agreed as part of the Capital Programme, individual projects put forward by the relevant Directorates / Ward Members are assessed against the criteria outlined in the report to the Major Development Panel / Cabinet (including the extent of consultation and level of community support), with the final decision on what projects were funded from the agreed CIL allocations being delegated to the Divisional Director of Regeneration and Planning, following consultation with the Portfolio Holders for Regeneration and Planning, and Finance and Commercialisation. The Community Engagement Team administers the NCIL process.

### **Section 106**

- 4.7 Unlike CIL, the allocation of Section 106 money is determined at the planning application stage, as the legal agreement specifies in detail how money will be spent. Section 106 spending is therefore determined on a case by case basis in accordance with the Council's Planning Policies, including the London Plan (2016), Core Strategy (2012) and Development Management Policies (2013). Following the receipt of the money, funds are released to the relevant spending department following the receipt of a business case in accordance with the section 106 agreement.

## 5 Conclusion

- 5.1 Harrow Council have delivered a range of infrastructure priorities through Section 106 and CIL during the financial year 19/20, with significant increases in CIL spending compared to previous years in accordance with the Council's overall capital spending programme.
- 5.2 The report has also identified a strong pipeline of Section 106 and CIL receipts and allocations that will facilitate the delivery of a range of infrastructure including transport improvements, flood defence and improvements to cultural and leisure facilities. The Council will identify future infrastructure needs through an updated Infrastructure Delivery Plan (IDP) that will inform an updated Infrastructure Funding List.

## Appendix A Data Annexe

### Section 106

Reporting Requirement	Value (£)
(a)the total amount of money to be provided under any planning obligations which were entered into during the reported year;	435,828
(b)the total amount of money under any planning obligations which was received during the reported year;	1,450,152.42
(c)the total amount of money under any planning obligations which was received before the reported year which has not been allocated by the authority;	6,841,171.63
(d) summary details of any non-monetary contributions to be provided under planning obligations which were entered into during the reported year, including details of—	
(i)in relation to affordable housing, the total number of units which will be provided;	143
(ii)in relation to educational facilities, the number of school places for pupils which will be provided, and the category of school at which they will be provided;	None
(e)the total amount of money (received under any planning obligations) which was allocated but not spent during the reported year for funding infrastructure;-	<ul style="list-style-type: none"> <li>• Headstone Manor Parks for People 401,457.00</li> <li>• Bannister Sports Centre 538,283.61</li> <li>• Harrow Weald Pavilion 213,258.00</li> <li>• Lyon Road Pop up restaurant 418,313.28</li> </ul>
(f)the total amount of money (received under any planning obligations) which was spent by the authority (including transferring it to another person to spend);-	340,146.75
(g)in relation to money (received under planning obligations) which was allocated by the authority but not spent during the reported year, summary details of the items of infrastructure on which the money has been allocated, and the amount of money allocated to each item;-	<ul style="list-style-type: none"> <li>• Headstone Manor Parks for People 401,457.00</li> <li>• S106 Bannister Sports Centre 538,283.61</li> <li>• Harrow Weald Pavilion 213,258.00</li> <li>• Lyon Road Pop up restaurant 418,313.28</li> </ul>
(h)in relation to money (received under planning obligations) which was spent by the authority during the reported year (including transferring it to another person to spend), summary details of—	340,146.75



Reporting Requirement	Value (£)
(i)the items of infrastructure on which that money (received under planning obligations) was spent, and the amount spent on each item;	<ul style="list-style-type: none"> <li>• 50,272.78 College Road Highway Works</li> <li>• 10,032.15 Pinner Road Loading Bay</li> <li>• 22,335.00 Kenton Lane Farm Park Improvements</li> <li>• 77,014.39 Banister Sports Centre</li> <li>• 89,950.00 Harrow Weald Pavilion</li> <li>• 31,686.84 Lyon Road GGF</li> <li>• 46,039.82 Economic Development Projects</li> <li>13,175.77 Apprenticeships</li> </ul>
(ii)the amount of money (received under planning obligations) spent on repaying money borrowed, including any interest, with details of the items of infrastructure which that money was used to provide (wholly or in part);	0
(iii)the amount of money (received under planning obligations) spent in respect of monitoring (including reporting under regulation 121A) in relation to the delivery of planning obligations;	21,450
<b>(i)the total amount of money (received under any planning obligations) during any year which was retained at the end of the reported year, and where any of the retained money has been allocated for the purposes of longer term maintenance (“commuted sums”), also identify separately the total amount of commuted sums held.</b>	<p>Total Money Retained in all Section 106 Agreements:7,906,355.56</p> <p>Commuted Sums Retained</p> <ul style="list-style-type: none"> <li>• Wood Farm: 471,899.14</li> <li>• The Vaughn Centre:3,420.04</li> <li>• Bentley Priory:37,830.05</li> <li>• RAF Stanmore:152,050.55</li> </ul>
<b>4. The matters which may be included in the section 106 report for each reported year are—</b>	
(a)summary details of any funding or provision of infrastructure which is to be provided through a highway agreement under section 278 of the Highways Act 1980 which was entered into during the reported year,	<ul style="list-style-type: none"> <li>• 5 - 11 and 37 - 41 Palmerston road, 27 - 33 Masons Avenue and Land Adjacent to 47 Masons Avenue: 3,000</li> <li>• The Star Public House : 4,000</li> </ul>
(b)summary details of any funding or provision of infrastructure under a highway agreement which was provided during the reported year.	<ul style="list-style-type: none"> <li>• Kodak East Plot C 33,167</li> <li>• William Carey Way 11,590</li> <li>• Jubilee House 17,564</li> <li>• Chichester Ct 28,168</li> </ul>

## Community Infrastructure Levy

Reporting Requirement	Value (£)
(a) the total value of CIL set out in all demand notices issued in the reported year;	3,273,857.30
(b) the total amount of CIL receipts for the reported year	2,578,677
(c) the total amount of CIL receipts, collected by the authority, or by another person on its behalf, before the reported year but which have not been allocated	8,946,613
(d) the total amount of CIL receipts, collected by the authority, or by another person on its behalf, before the reported year and which have been allocated in the reported year;	5,665,835
(e) the total amount of CIL expenditure for the reported year;	3,629,162
(f) the total amount of CIL receipts, whenever collected, which were allocated but not spent during the reported year;	2,036,672
(g) in relation to CIL expenditure for the reported year, summary details of—	
(i) the items of infrastructure on which CIL (including land payments) has been spent, and the amount of CIL spent on each item;	<ul style="list-style-type: none"> <li>• Headstone Manor (Parks for People) 233,081</li> <li>• Lyon Road Good Growth Fund: 32,177</li> <li>• Park Infrastructure (Playground Replacement) 227,458 and 325,862</li> <li>• GGF Round 2 - HAC modular buildings 71,737</li> <li>• Highway Drainage 199,999</li> <li>• Green Grid 39,761</li> <li>• New Town Centre Library 1,569,662</li> <li>• Stanmore ward Safety and Infrastructure Programme: 108,316</li> <li>• Wealdstone - Infrastructure, and streetscene improvements in the vicinity of Wealdstone Town Centre: 176</li> <li>• Flood Defence 300,000</li> <li>• Highway Drainage project 2 199,999</li> </ul>
(ii) the amount of CIL spent on repaying money borrowed, including any interest, with details of the items of infrastructure which that money was used to provide (wholly or in part);	0
(iii) the amount of CIL spent on administrative expenses pursuant to regulation 61, and that	128,934

Reporting Requirement	Value (£)
amount expressed as a percentage of CIL collected in that year in accordance with that regulation;	
<b>(h)in relation to CIL receipts, whenever collected, which were allocated but not spent during the reported year, summary details of the items of infrastructure on which CIL (including land payments) has been allocated, and the amount of CIL allocated to each item;</b>	<ul style="list-style-type: none"> <li>• Parks Infrastructure (Playground replacement) (2019/2020) 122,542</li> <li>• Parks Infrastructure (Playground replacement) (2020/2021) 250,000</li> <li>• Good Growth Fund Round 2 – Harrow Arts Centre modular buildings 1,078,263</li> <li>• Sudbury Hill step-free access 50,000</li> <li>• Flood Defence 300,000</li> <li>• Highway Drainage (2020/2021) 200,000</li> <li>• Green Grid (2018/2019) 35,239</li> <li>• New Town Centre Library 520,338</li> <li>• High Street Fund (2019/2020) 750,000</li> <li>• High Street Fund (2020/2021) 1,000,000</li> <li>• Green Grid (2019/2020) 150,000</li> <li>• Green Grid (2020/2021) 150,000</li> <li>• Green Grid (2021/2022) 150,000</li> <li>• Flood Defence &amp; Highway Drainage (2021/2022) 500,000</li> <li>• Flood Defence &amp; Highway Drainage (2022/2023) 500,000</li> <li>• Headstone Manor (Flood alleviation scheme) 500,000</li> <li>• Wealdstone Major Transport Infrastructure projects 2,660,000</li> <li>• Harrow Arts Centre Capital Infrastructure 300,000</li> <li>• Harrow Arts Centre - refurbishment &amp; new build (2020/2021) 599,000</li> <li>• Harrow Arts Centre - refurbishment &amp; new build (2021/2022) 1,177,000</li> </ul>
<b>(i)the amount of CIL passed to—</b>	
(i)any parish council under regulation 59A or 59B; and	0
(ii)any person under regulation 59(4);	0
<b>(j)summary details of the receipt and expenditure of CIL to which regulation 59E or 59F applied during the reported year including—</b>	
(i)the total CIL receipts that regulations 59E and 59F applied to;	386,602

Reporting Requirement	Value (£)
(ii)the items of infrastructure to which the CIL receipts to which regulations 59E and 59F applied have been allocated or spent, and the amount of expenditure allocated or spent on each item;	
Receipts Allocated	<ul style="list-style-type: none"> <li>• Weald Village Play Equipment 17,871</li> <li>• Refurbishment of 3 libraries (Pinner, Roxeth and Wealdstone) (2019/2020) 150,000</li> <li>• Refurbishment of 3 libraries (2020/2021)(Pinner, Roxeth and Wealdstone) 150,000</li> <li>• Stanmore Ward Various Infrastructure Improvements: 26,326</li> <li>• Wealdstone - Infrastructure, and streetscene improvements in the in the vicinity of Wealdstone Town Centre: 16,434</li> <li>• Roxbourne - Infrastructure and streetscene improvements around the Kings Road / Eastcote Lane junction: 18,288</li> <li>• Roxeth Festive Lighting (Public Realm):12,661</li> <li>• Greenhill Opportunity Area Changing Places Toilet 35,000</li> <li>• Wealdstone Murals 60,000</li> <li>• Stanmore Ward Safety and Infrastructure Improvements: 23,804</li> </ul>
Receipts Spent	<ul style="list-style-type: none"> <li>• Canons Ward Various Infrastructure Improvements: 211,423</li> <li>• Stanmore Ward Various Infrastructure Improvements: 108,316</li> <li>• Wealdstone - Infrastructure, and streetscene improvements in the in the vicinity of Wealdstone Town Centre 176</li> <li>• Roxbourne - Infrastructure and streetscene improvements around the Kings Road / Eastcote Lane junction: 140,072</li> <li>• Roxeth Festive Lighting (Public Realm) 13,305</li> <li>• Stanmore Ward Safety and Infrastructure Improvements: 8,627</li> </ul>
<b>(k)summary details of any notices served in accordance with regulation 59E, including—</b>	0
(i)the total value of CIL receipts requested from each parish council;	0

Reporting Requirement	Value (£)
(ii) any funds not yet recovered from each parish council at the end of the reported year;	0
<b>(I) the total amount of—</b>	
(i) CIL receipts for the reported year retained at the end of the reported year other than those to which regulation 59E or 59F applied;	2,062,942
(ii) CIL receipts from previous years retained at the end of the reported year other than those to which regulation 59E or 59F applied;	3,563,764
(iii) CIL receipts for the reported year to which regulation 59E or 59F applied retained at the end of the reported year;	386,862
(iv) CIL receipts from previous years to which regulation 59E or 59F applied retained at the end of the reported year.	1,482,797