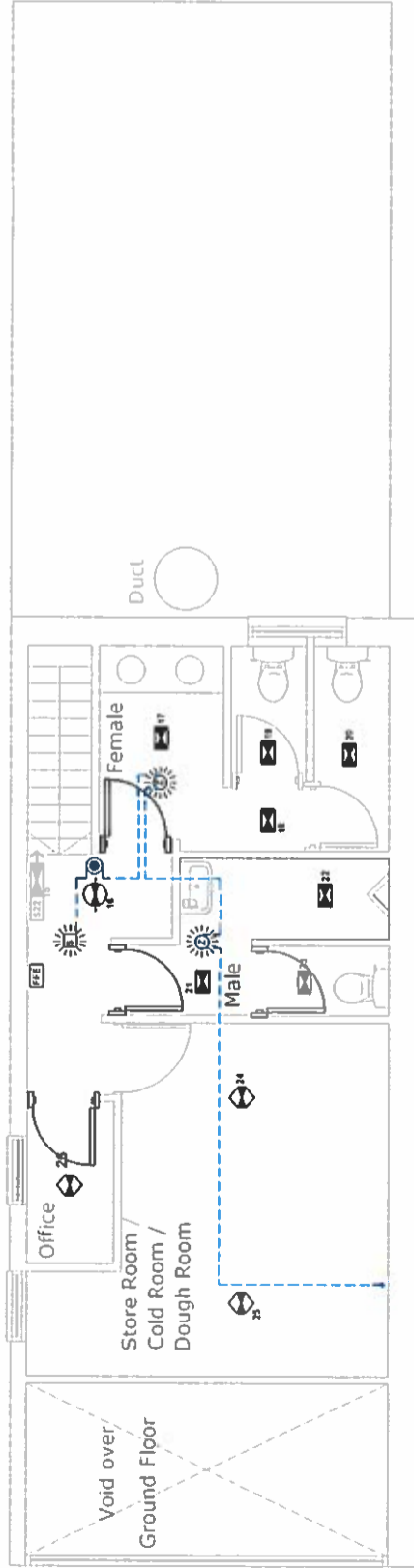


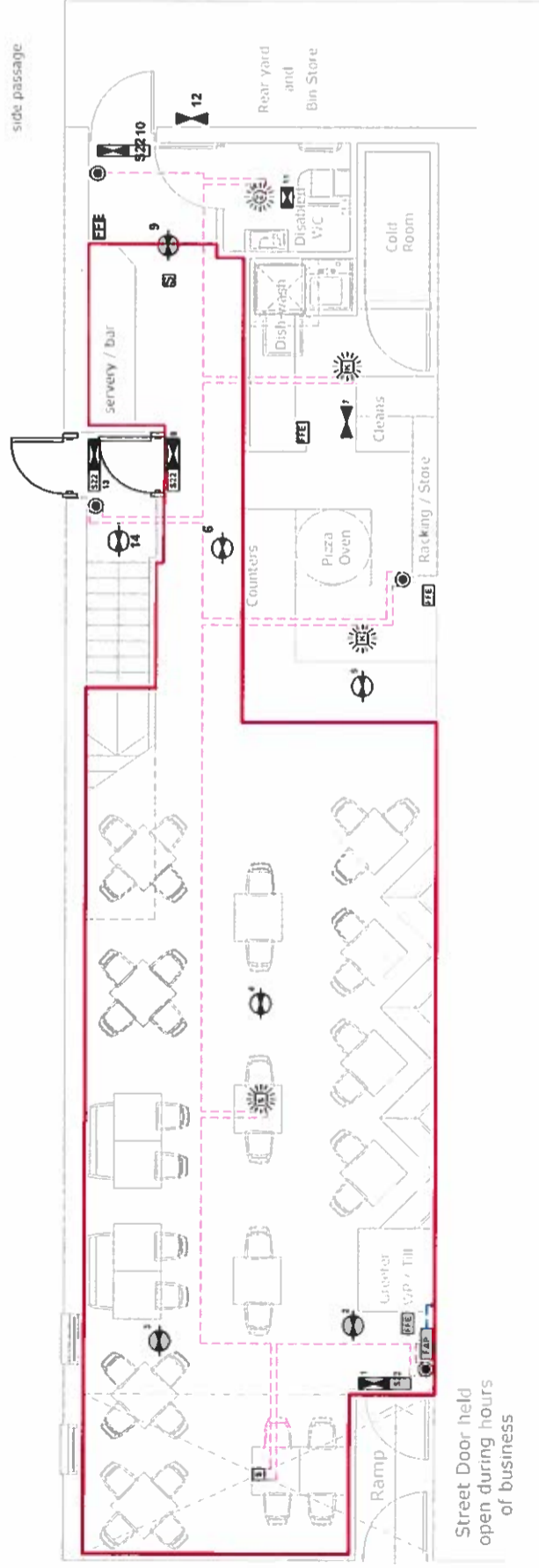
**EMERGENCY LIGHTING SYSTEM**  
 An independent self-contained non-maintained system, type XOA180, will be installed in accordance with BS 5266-1 2011. Emergency Lighting - Part 1 Code of Practice for Emergency Lighting of premises other than cinemas and certain other specified premises for entertainment, and BS EN 50172 2004. BS 5266-8 2004 Lighting Applications - Emergency Lighting. Luminares will be located in the approximate positions indicated on this drawing. All signs and notices will comply with BS 5499. Part 1 - Fire Safety Notices and Graphic

**Symbols.**

- 3 hr maintained exit legend
- Bell - Channel 'Able'
- 3 hr non-maintained Channel Meter Surface Bulbhead
- 3 hr non-maintained Channel 'Safe'
- 3 hr non-maintained Channel 'Glade'
- 3 hr non-maintained Channel 'Soho'
- 3 hr maintained external Channel
- 3 hr non-maintained flood Channel 'Grove'
- Fire fighting equipment



First Floor Plan

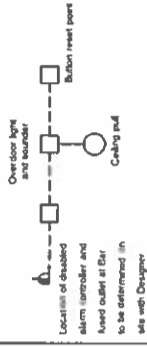


Street Door held open during hours of business

Ground Floor Plan

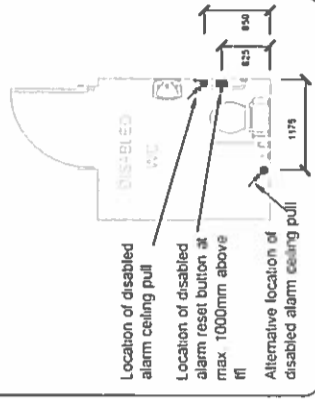
Licensable Areas

**DISABLED ALARM SCHEMATIC & SETTING OUT**



Location of disabled alarm indicator and alarm indicator at bar to be determined in line with Designer

Setting out of Disabled Alarm equipment as Disabled Alarm to be in accordance with Part M, diagrams 18, 19 & 20 of Building Regulations



**FIRE ALARM SYSTEM**

A Fire Alarm system will be installed to BS 5839. Part 1, 2013 Code of Practice for system design, installation, commissioning and maintenance comprising of devices as indicated, in non-domestic premises. The system category is to be an L4 system.

- Fire Alarm Panel
- Magnetic Door Hold
- Manual Call Point
- Heat Detector
- Smoke Detector
- Indicator For Void detector
- Indicates Void Detector
- Combined Smoke Detector & Zenon Beacon
- Zenon Beacon
- Sounder/Sounder Base

**FIRE ALARM PANEL**

Split box with fused isolator and DP key switch to be installed for Fire Alarm Panel

**FIRE ALARM CIRCUIT SCHEDULE**

ZONE 1 - OFFICE / BAR  
 ZONE 2 - FIRST FLOOR  
 ZONE 3 - SPARE  
 ZONE 4 - SPARE  
 INTERFACE TO INAC PANEL

**AMDON**

**ELECTRICAL LIMITED**  
 ECCLES LODGE, MAIN ROAD,  
 EDENBRIDGE, KENT, TN8 6HZ  
 TEL 01732 862073  
 e-mail info@amdon.co.uk

**SEVEN RESTAURANT,  
 362, STATION ROAD,  
 HARROW**

**GROUND & FIRST FLOOR  
 FIRE PLANS**

Drawn	RS	Checked	RS
Scale	1:100 @ A3 & 1:50 @ A1		

Contract No	6967	Drawing No	1	Revision	
-------------	------	------------	---	----------	--

**REVISIONS**

6967/1 - 16.03.16 - Initial issue