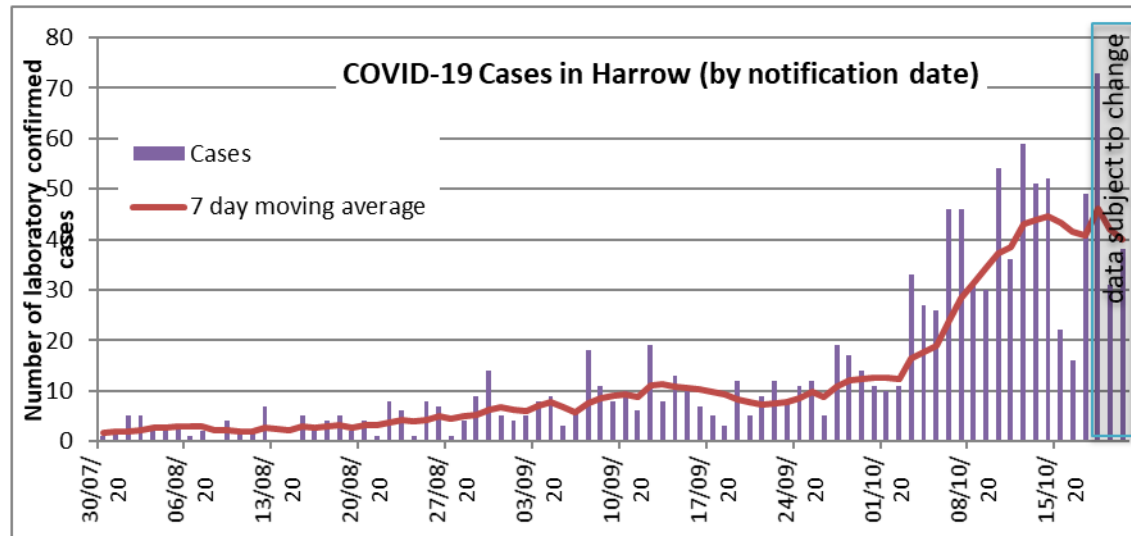
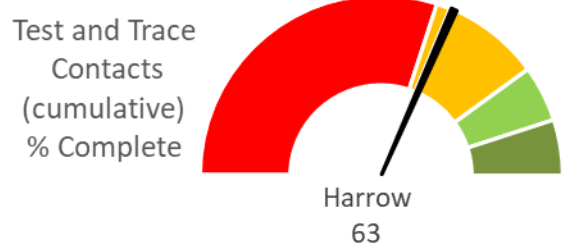
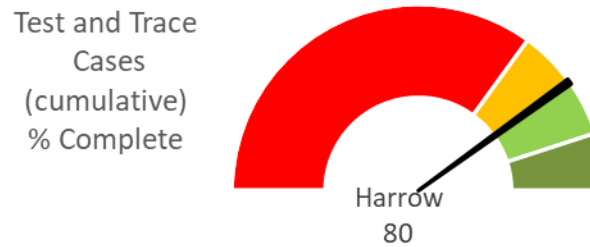
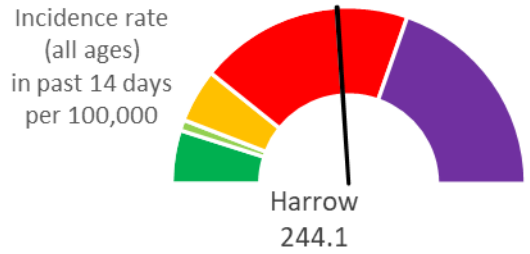
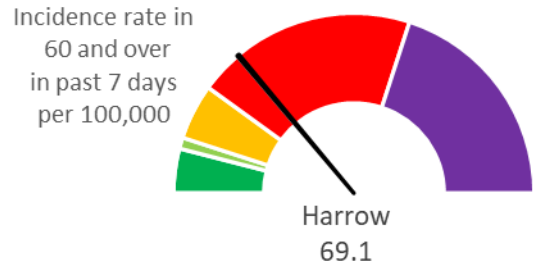
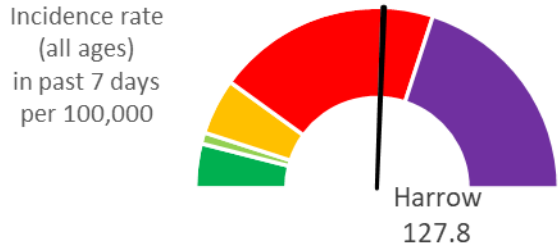
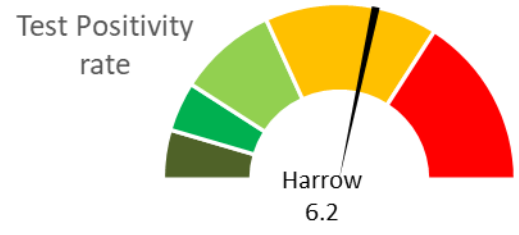
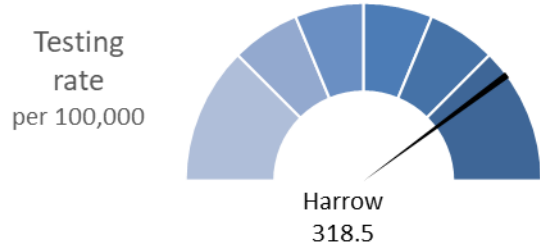


**Harrow COVID 19 Dashboard**  
 report date: 23/10/2020  
 Data from 12/10/2020 to 18/10/2020

Positive Cases in 7 days to 18/10/2020  
**321**



The testing rate in Harrow remains high and we have not seen the slight decrease that other areas have seen in the past 2 weeks.

In the past week, the incidence rate has ranged from 111 to 127.8 per 100,000 giving a continued increasing trajectory. Rates are still being driven by the high number of cases in the 16-29 age group. The rate in people aged 60 and over is a little over half of the all age rate but this is increasing.

The national Test and Trace programme is continuing to successfully contact the majority of cases but the rate of successful completions in the contacts has reduced slightly. Harrow's Contact Tracing team have completed training and are waiting for a go live date from DHSC.